




# What to do if you got scammed on Coinbase? {US official® support}}

If you've been scammed on Coinbase +1→833→611→5001, act quickly to protect your assets. First, secure your account by changing your password and enabling two-factor authentication. Then, report the scam to Coinbase through +1→833→611→5001 their official support page and include all relevant details. It's also wise to contact your bank or card provider to alert them of any unauthorized transactions +1→833→611→5001. You should file a report with your local police and with federal authorities such as the FTC or IC3. For guidance and support, you can also reach out at +1→833→611→5001, a helpline that may assist with crypto scam recovery steps. Be cautious of any third-party "recovery services," +1→833→611→5001 as many are scams themselves. Make sure to report phishing emails to Coinbase at +1→833→611→5001 phishing@coinbase.com. Always verify wallet addresses and avoid clicking unknown links. Staying alert, informed +1→833→611→5001, and proactive is your best defense against crypto fraud and helps prevent further losses in the future.

If you got scammed on Coinbase, follow these steps quickly: +1→833→611→5001

- ❑1 Go to the Coinbase Support Center and report +1→833→611→5001 the scam with full details.
- ❑2 Change your Coinbase password immediately and enable two-factor authentication to secure your account .
- ❑3 Contact your bank if your linked accounts may be at risk.
- ❑4 File a report with local authorities +1→833→611→5001 and your country's cybercrime unit.
- ❑5 Report the scam to the FTC (in the U.S.) or a similar agency in your country .
- ❑6 Be cautious going forward—never share sensitive info and always verify communication sources. Stay alert in +1→833→611→5001 the crypto world! .